



Return Address with Parent Only

 <p>College of Name of College Goes Here Louisiana State University Building Here • Baton Rouge, LA 70803</p>	
---	--

8-7/8" w

3-7/8" h

Return Address with Parent and Sub-Unit

 <p>College of Name of College Goes Here School or Department Name Goes Here Louisiana State University Building Here • Baton Rouge, LA 70803</p>	
---	--

LSU No. 9 Envelopes

- Envelopes are available in LSU purple only.
- Content slots are available for a parent name, sub-unit name, and mailing address.
- Parent name and mailing address are required for all return addresses.

Return Address with Parent Only

LSU | College of
Name of College Goes Here
Louisiana State University
Building Here • Baton Rouge, LA 70803

3-7/8" h

8-7/8" w


Return Address with Parent and Sub-Unit

LSU | College of
Name of College Goes Here
School or Department Name Goes Here
Louisiana State University
Building Here • Baton Rouge, LA 70803

LSU No. 9 Window Envelopes

- Envelopes are available in LSU purple only.
- Content slots are available for a parent name, sub-unit name, and mailing address.
- Parent name and mailing address are required for all return addresses.


Return Address with Parent Only

 <p>College of Name of College Goes Here Louisiana State University Building Here • Baton Rouge, LA 70803</p>	
---	--

9-1/2" w

4-1/8" h

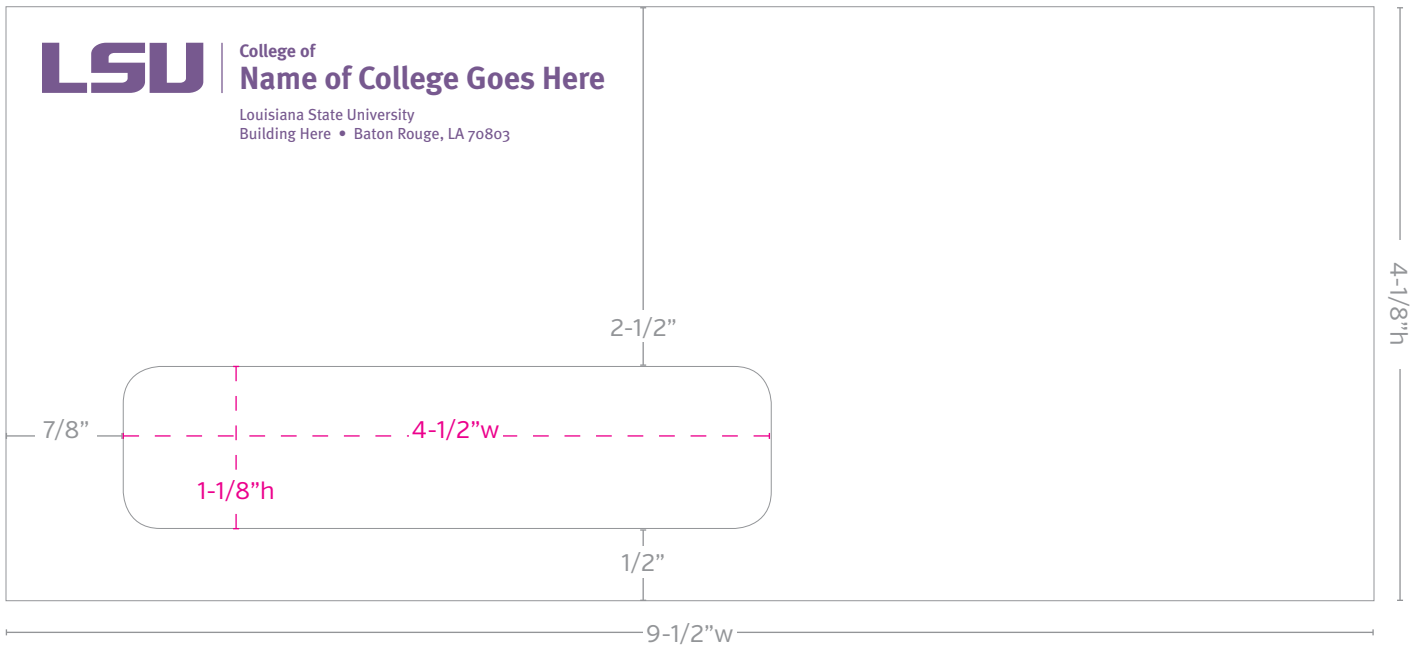
Return Address with Parent and Sub-Unit

 <p>College of Name of College Goes Here School or Department Name Goes Here Louisiana State University Building Here • Baton Rouge, LA 70803</p>	
--	--

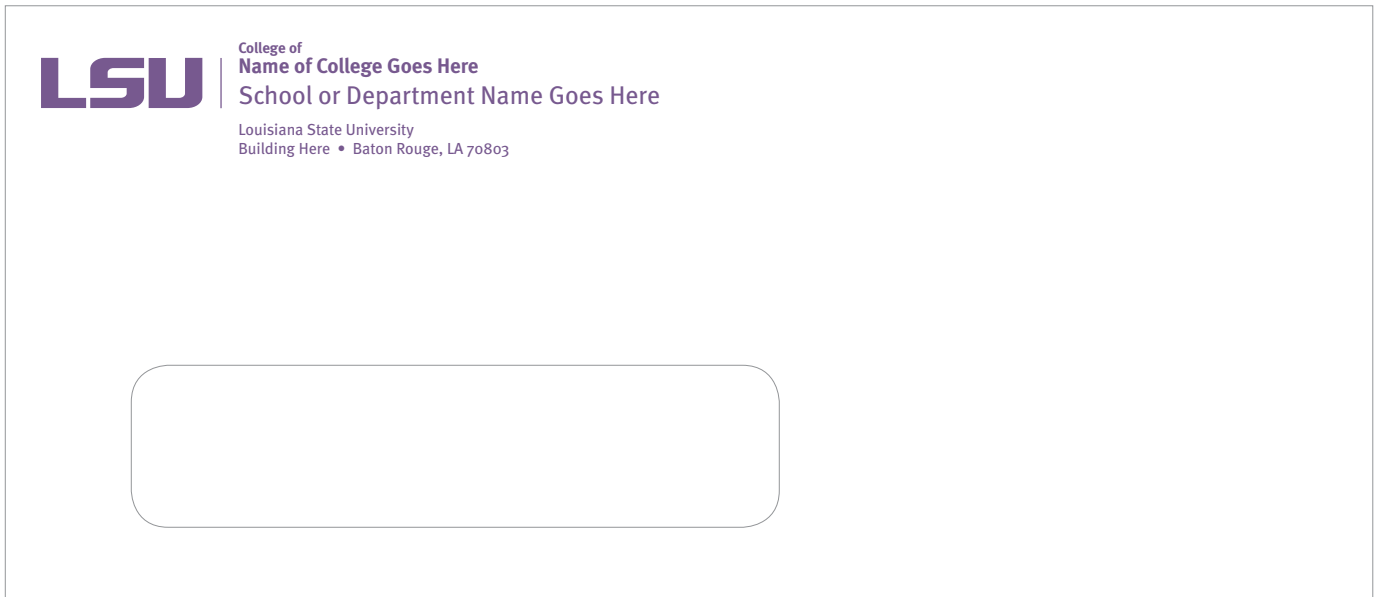
LSU No. 10 Envelopes

- Envelopes are available in LSU purple only.
- Content slots are available for a parent name, sub-unit name, and mailing address.
- Parent name and mailing address are required for all return addresses.

Return Address with Parent Only



Return Address with Parent and Sub-Unit



LSU No. 10 Window Envelopes

- Envelopes are available in LSU purple only.
- Content slots are available for a parent name, sub-unit name, and mailing address.
- Parent name and mailing address are required for all return addresses.